



# What You'll Find Inside



**INTRODUCTION** ..... iii

**SECTION 1**

The Little Lamb Level ..... 1

**SECTION 2**

Characteristics of Little Lambs ..... 9

**SECTION 3**

Little Lambs with Disabilities ..... 15

**SECTION 4**

Little Lambs Learning and Playing ..... 19

Scope and Sequence ..... 24

Meeting 1 Loveable Lambs ..... 31

Meeting 2 Lost and Found ..... 37

Meeting 3 God's World Rocks! ..... 43

Meeting 4 Hooray for Me ..... 49

Meeting 5 Little Boy Jesus ..... 55

Meeting 6 Zoo-rific ..... 61

Meeting 7 Sharing ..... 67

Meeting 8 Let's Eat ..... 73

Meeting 9 Goin' Buggy ..... 79

Meeting 10 Family Fun ..... 85

Meeting 11 Helping Hands ..... 91

Meeting 12 Starry Night ..... 97

Meeting 13 Head to Toe ..... 103

Meeting 14 My Friend Jesus ..... 109

Meeting 15 Helpers in My Neighborhood ..... 115

Meeting 16 Trains, Trucks, and Tots ..... 121

Meeting 17 Musical Me ..... 127

Meeting 18 Finger Fun ..... 133

Meeting 19 Fun with Friends ..... 139

Meeting 20 Weather or Not ..... 147

Meeting 21 Christmas Star ..... 153

Meeting 22 Bike Rodeo ..... 159

Meeting 23 International Celebrations ..... 163

**RESOURCES**

Photocopy Masters ..... 170


"Jesus Is My Shepherd" Sheet Music ..... 175

Record Chart ..... 176

Contacts ..... 177



# Introduction



“If a man owns a hundred sheep, and one of them wanders away, will he not leave the ninety-nine on the hills and go to look for the one that wandered off? And if he finds it, truly I tell you, he is happier about that one sheep than about the ninety-nine that did not wander off. In the same way your Father in heaven is not willing that any of these little ones should perish.”

—**Matthew 18:12-14 (NIV)**

What an enormous responsibility! But, also, what an exciting opportunity! An opportunity to shepherd the pre-kindergarteners of your church, community, or family into Jesus’ fold, an opportunity to teach them of Jesus’ love, and an opportunity to show them Jesus’ world.

This guide is designed to assist parents who want their children to be part of a larger family as they develop physically and spiritually. The Little Lamb program can be used as part of the Adventurer Club in your church or by a group of parents who want to use a curriculum to help them teach their children skills and values.

Little Lamb activities should be fun and kid-centered. Remember that children of this age look to adults to set the pace of the meetings and model how they should respond to situations. So . . . take a deep breath, say a prayer, and keep your sense of humor. Your adventures with Little Lambs are about to begin!

# Section 1

## The Little Lamb Level

This section contains an overview of the Little Lamb level. You'll get an idea of where Little Lambs fit into Adventurer Club Ministries and the goals and requirements of the Little Lamb level.



Little Lambs are part of the Adventurer Club which is for children from pre-kindergarten to fourth grade. Adventurers can be found worldwide with a membership of more than 2 million boys and girls.



## ADVENTURER LEVELS



Pre-kindergarten



Kindergarten



First Grade



Second Grade



Third Grade



Fourth Grade

## ADVENTURER CLUB LOGO

The logo is a visual reminder of what the Adventurer Club is all about. The Adventurer Club is a ministry for families that is supported by a strong biblical foundation. All club activities are focused on connecting children and their parents/caregivers to Jesus.

Focused on Jesus

Family-centered

Bible-based



# Little Lamb Goals

- 1 Demonstrate God's love for children.
- 2 Promote the values expressed in the Adventurer Pledge and Law.
- 3 Create an environment where all children can contribute.
- 4 Encourage children to have fun.



## Little Lamb Logo



## ADVENTURER PLEDGE

Because Jesus loves me,  
I will always do my best.

## ADVENTURER LAW

Jesus can help me to:

- Be obedient
- Be pure
- Be true
- Be kind
- Be respectful
- Be attentive
- Be helpful
- Be cheerful
- Be thoughtful
- Be reverent

## ADVENTURER SONG

We are Adventurers  
At home, at school, at play  
We are Adventurers  
We're learning every day  
To be honest, kind, and true  
To be like Jesus through and through  
We are Adventurers!









## The Little Lamb Curriculum


One of your responsibilities as leader is to encourage the physical, mental, and spiritual development of each child. The Little Lamb level requirements were created to assist you with this responsibility. The requirements are organized into five areas: Little Lamb Program Requirements, My God, My Self, My Family, and My World. Each child will complete most of the program requirements as part of the Little Lamb meetings. The completion of each requirement will be noted in the lesson so you can put a star or sticker by the child's name on the Little Lamb record card or chart. At the end of the Little Lamb year, each child completing all the requirements will receive the Little Lamb pin.

It is very important for you to remember that not all children in Little Lambs will be at the same developmental level or have the same physical abilities, so you'll need to be flexible in how the children complete these requirements. It is up to you to interpret how the children fulfill these requirements. For example, some children will not be able to remember all of the words to the Adventurer Pledge, but they can learn to stand with their hand over their heart while it's recited. Flexibility and creativity are the keys to ensuring the success of each Little Lamb. As always, these activities should be fun for you and the children.



Find lots of activity ideas & resources at [Pinterest.com/AdventSource](https://www.pinterest.com/AdventSource)





# Little Lamb Investiture Requirements

## BASIC

- I. Recite the Adventurer Pledge.
- II. Sing “Jesus Is My Shepherd.”



## MY GOD

- I. Complete three or more of the following:
  - A. Sing a song about Jesus.
  - B. Listen to a story about Jesus.
  - C. Say three things you’ve learned about Jesus.
  - D. Make a craft about Jesus.
  - E. Complete an activity about Jesus.
- II. Complete the Wooly Lamb star.
- III. Complete the Little Boy Jesus star.

## MY SELF

- I. Complete three or more of the following:
  - A. Sing a song about the body.
  - B. Listen to a story about the body.
  - C. Say three things you’ve learned about bodies.
  - D. Make a craft about bodies.
  - E. Complete an activity about bodies.
- II. Complete the Sharing star.
- III. Complete the Healthy Foods star.

## MY FAMILY

- I. Complete three or more of the following:
  - A. Sing a song about families.
  - B. Listen to a story about families.
  - C. Say three things you’ve learned about families.
  - D. Make a craft about families.
  - E. Complete an activity about families.
- II. Complete the Special Helper star.
- III. Complete the Healthy Me star.

### LITTLE LAMB PUZZLE PATCH

Start with giving the circle patch at Induction and give each puzzle piece as the requirements are met. Available from [adventsource.org](http://adventsource.org).






## MY WORLD

- I. Complete three or more of the following:
  - A. Sing a song about creation.
  - B. Listen to a story about creation.
  - C. Say three things you've learned about creation.
  - D. Make a craft about creation.
  - E. Complete an activity about creation.
- II. Complete the My Friend Jesus star.
- III. Complete the Community Helpers star.



## Additional Stars

- ABCs
- Bible Friends
- Bodies of Water
- Colors
- Finger Play
- Insects
- Music
- Numbers
- Stars
- Trains & Trucks
- Trikes & Bikes
- Weather
- Zoo Animals





# Little Lamb Stars

Little Lamb patches are called stars. There are 21 stars designed to encourage the children in your club to explore, learn, and play. Children this age need immediate rewards, so give them the stars at the end of the meeting when the patch is completed.

It is important for leaders to note that the requirements for many stars and all of the program requirements are built into the Little Lamb meetings. To keep track just mark off the requirement on the record charts once it's been done. Once the requirements are completed, you can put a star or sticker by each child's name on the Little Lamb record chart (p. 176). New stars are always being added, so check [adventurer-club.org](http://adventurer-club.org) for a complete list.



ABCs



BIBLE FRIENDS



BODIES OF WATER



COLORS



COMMUNITY HELPERS



FINGER PLAY



HEALTHY FOODS



HEALTHY ME



INSECTS



LITTLE BOY JESUS



MUSIC



MY FRIEND JESUS



NUMBERS



SHARING



SPECIAL HELPER



STARS



TRAINS & TRUCKS



TRIKES & BIKES




WEATHER



WOOLLY LAMB



ZOO ANIMALS



Star activities should ideally be done as part of the Little Lamb meetings. However, they can also be done outside of the meetings with the child's parent(s)/guardians(s), other significant adult, or older sibling. When working on stars, it is up to the leader to adapt the requirements to the club and the children's needs. For example, the Community Helpers star requires the child to play an action game using community helper's skills. As leader, you might choose to watch a video or visit a community helper.

It is also up to you, the leader, to decide when a child has met the intent of the star requirements. Remember that not all children may be capable of completing all star and program requirements as written. It's more important that the children are encouraged to try new things and have fun, rather than competing with each other to receive the most stars or becoming frustrated by requirements that are beyond their abilities. Flexibility on your part will make the experience more enjoyable and positive for the children.

