

Wildfire Preparation and Prevention



1. Why is wildfire awareness and prevention important? How have wildfire trends changed over the years in your area?


2. How do wildfires affect humans, property & the environment, and how does handling fire safely impact the risk of wildfire?

3. Describe the difference between a wildfire and a forest fire. Name and describe the following types of wildfires: Ground, surface, and crown.

4. On a drawing or an aerial photo, label the following parts of a wildfire:

- a. Origin
- b. Head
- c. Heel
- d. Finger
- e. Pocket or Bay
- f. Island
- g. Left Flank
- h. Right Flank
- i. Perimeter
- j. Wind Direction
- k. The Black
- l. The Green

Date completed _____



5. How fast can wildfire move? How can weather and topography affect this? With your instructor, demonstrate the “stack” or “chimney effect” and how this helps wildfires spread.

Date completed _____

6. Name the agency and number to call to report a wildfire in your area.

7. Demonstrate five ways that humans can cause wildfires and a way to prevent each. List the most common ways wildfires can start naturally.

Date completed _____

8. Explain the following terms as they relate to wildfires, and why they are important to consider when studying wildfire prevention:

a. Fire point

b. Evapotranspiration

c. Wildfire front


d. Heat transfer

e. Torching

f. Hot engines

g. Spot fires

h. Fire break



i. Containment

j. Weather

k. Fire Triangle / Tetrahedron

9. Discuss how each of the following can aid in preventing wildfires:

- a.** Controlled burns
- b.** Forest management
- c.** Site preparation
- d.** Community awareness

Date completed _____

10. Research a particular wildfire and discuss the measures that could have been taken beforehand to minimize the damage or to prevent the fire from starting altogether.

Date completed _____

11. List five ways you can help to prevent or minimize the damage from wildfire.

Date completed _____

12. Describe the steps that can be taken to prepare a home or building to withstand wildfire, and the types of materials that would be used in a new home to make it wildfire resistant. How can an older home be renovated to be wildfire resistant?

Date completed _____

13. Prepare a list of items you should gather in case an evacuation becomes necessary due to wildfire.


Date completed _____

14. On a map of a home, draw ways to prepare a home site to be resistant to wildfires.

Date completed _____

15. Do one of the following:

- a.** Plan or participate in a community awareness campaign to encourage wildfire prevention in and around the community.
- b.** Participate in a local forest or wildland preparation project to minimize or prevent wildfires.



- c. Speak to a wildland firefighter or official and ask about his role in wildfire prevention. Ask them about the most important thing you can do to prevent wildfires.
- d. With a group, prepare three existing homes or buildings to be wildfire resistant.

Date completed _____

16. Discover a spiritual application using what you've learned in this honor and share it in a short devotional to a group.

Date completed _____

Skill Level 2

Original Honor 2025

